

Liftmaster, Chamberlain, Craftsman - Old Remotes

Learn Code Button Programming







**Make sure frequency of Opener matches frequency of remote*

1) Locate the Learn Code button on opener.

(Remove lens cover on back of power head.)

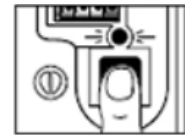


-  2011—current
-  2005—current
-  1997—2005
-  1993—1997



2) Press and Release the learn code button on power head.

(LED on motor will stay on steadily for 30 seconds)



3) Press and release a remote control button,
(LED on motor will click and go off)



4) Press and release the same remote control button again.
(Your door should run and remote is now programmed!)

The Genuine. The Original.



Overhead Door Co. of Sierra Nevada/Reno Inc.